

Woolwich Polytechnic School

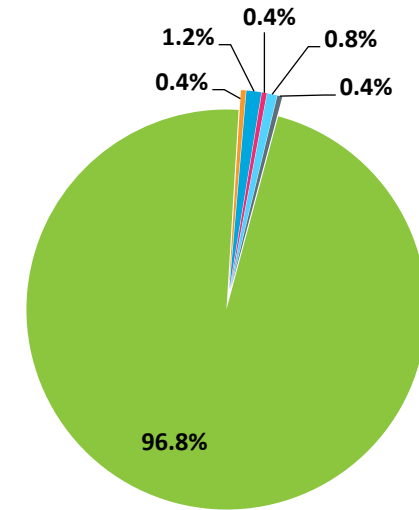
School Year 11 Activity Survey Analysis Report 2022



2.0 Year 11 Activity Survey 2022 headlines

	2021	2022	Yearly Changes
Year 11 Activity Survey Cohort	251	250	-1 ▼
Activities 'Meeting the Duty to Participate'	96.4% (242)	98.4% (246)	+2.0% ▲
Activities 'Not Meeting the Duty to Participate'	3.6% (9)	1.6% (4)	-2.0% ▼
- <i>Not Settled Activities</i>	1.2% (3)	0.8% (2)	-0.4% ▼
- <i>Activities not yet confirmed (not Known)</i>	1.6% (4)	0.4% (1)	-1.2% ▼

2.1 Year 11 Activity Survey 2022 activities summary



2.1 Activity Survey 2022 Activities Summary

Activity Type	2021		2022		% Change from 2021	
	Totals	%	Totals	%		
Meeting the duty to Participate	Full Time Education	238	94.8%	242	96.8%	+2.0% ▲
	Full Time Training	0	0.0%	1	0.4%	+0.4% ▲
	Apprenticeships	4	1.6%	3	1.2%	-0.4% ▼
	Employment with regulated training	0	0.0%	0	0.0%	0.0% ◀
	Working Towards	0	0.0%	0	0.0%	0.0% ◀
Participating Totals	242	96.4%	246	98.4%	+2.0% ▲	
Not Participating	Taking a break from Learning	1	0.4%	0	0.0%	-0.4% ▼
	Employment without Training	1	0.4%	1	0.4%	0.0% ◀
	Not Settled (Active)	3	1.2%	2	0.8%	-0.4% ▼
	Not Settled (Not Active)	0	0.0%	0	0.0%	0.0% ◀
	Not Known	4	1.6%	1	0.4%	-1.2% ▼
Not Participating Totals	9	3.6%	4	1.6%	-2.0% ▼	
Cohort changes	0	0.0%	0	0.0%		
Year 11 Cohort (August 2021, June 2022)	251		250		-1 ▼	

- Full Time Education
- Full Time Training
- Apprenticeships
- Employment without Training
- Not Settled (Active)
- Not Known

Table 2.0 shows the main headline figures for this year's Activity Survey with a comparison against last year's equivalent data.

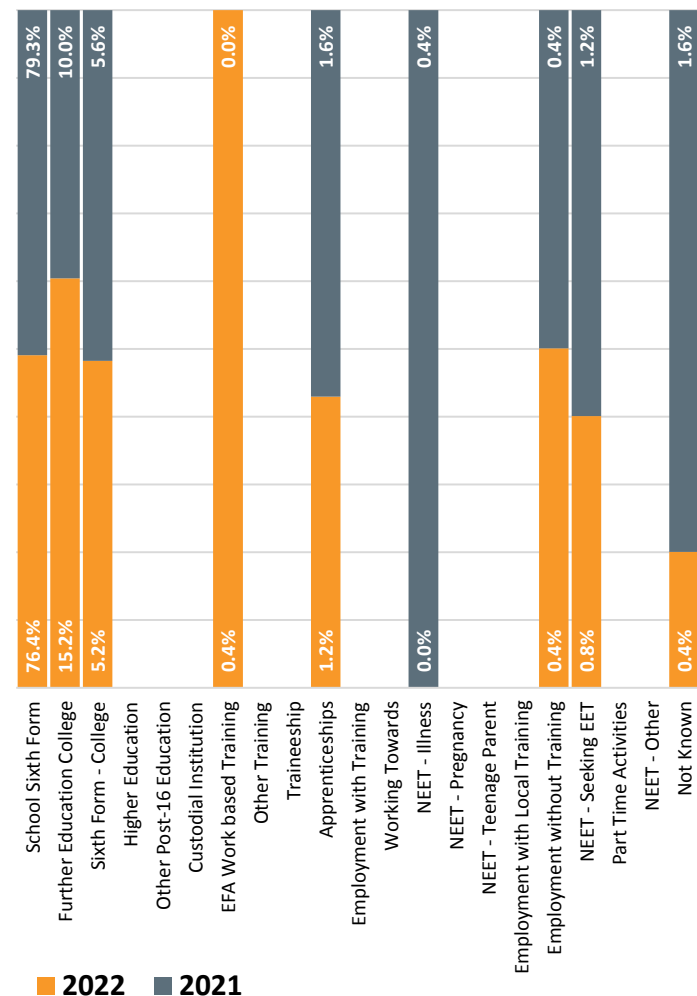
Table 2.1 and **Chart 2.1** shows an overall analysis of the survey cohort with activities grouped in terms of those which have been confirmed as meeting and not meeting the 'Duty to Participate'. In this table, those destinations who had not yet been ascertained (Not Known) are included in the overall total of activities not meeting the 'Duty to Participate'. **Table 2.1** also includes a comparison against 2021 figures.

Percentages are calculated by dividing the activity totals by the baseline August & June Year 11 cohort for 2021 & 2022 respectively.

2.2 Activity Survey 2022 Destination Summary

Activity Type	Destination	2021		2022		
		Totals	%	Totals	%	
Meeting the duty to Participate	Full Time Education	School Sixth Form	199	79.3%	191	76.4%
		Further Education College	25	10.0%	38	15.2%
		Sixth Form - College	14	5.6%	13	5.2%
		Higher Education	0	0.0%	0	0.0%
		Other Post-16 Education	0	0.0%	0	0.0%
		Custodial Institution	0	0.0%	0	0.0%
	Totals	238	94.8%	242	96.8%	
	Full Time Training	EFA Work based Training	0	0.0%	1	0.4%
		Other Training	0	0.0%	0	0.0%
		Traineeship	0	0.0%	0	0.0%
Totals	0	0.0%	1	0.4%		
Apprenticeships	Apprenticeships	4	1.6%	3	1.2%	
Employ. with training	Employment with Training	0	0.0%	0	0.0%	
Working Towards	Working Towards	0	0.0%	0	0.0%	
Participating Totals		242	96.4%	246	98.4%	
Not Confirmed to be Participating	Taking a break from Learning	NEET - Illness	1	0.4%	0	0.0%
		NEET - Pregnancy	0	0.0%	0	0.0%
		NEET - Teenage Parent	0	0.0%	0	0.0%
	Totals	1	0.4%	0	0.0%	
	Employment without Training	Employment with Local Training	0	0.0%	0	0.0%
		Employment without Training	1	0.4%	1	0.4%
	Totals	1	0.4%	1	0.4%	
	Not Settled (Active)	NEET - Seeking EET	3	1.2%	2	0.8%
	Part Time Activities	0	0.0%	0	0.0%	
Not Settled (Not Active)	NEET - Other	0	0.0%	0	0.0%	
Not Known	Not Known	4	1.6%	1	0.4%	
Not Participating Totals		9	3.6%	4	1.6%	
<i>Cohort changes (Duplicate merges, Excluded YP etc.)</i>		0	0.0%	0	0.0%	
Year 11 Cohort (June 2022)		251		250		

2.2 Destination Analysis 2021 vs 2022



3.0 Gender Activities Analysis

Activity Type		Male		Female		Unknown	
		Totals	%	Totals	%	Totals	%
Meeting the duty to Participate	Full Time Education	241	99.6%	1	0.4%	0	0.0%
	Full Time Training	1	100.0%	0	0.0%	0	0.0%
	Apprenticeships	3	100.0%	0	0.0%	0	0.0%
	Employment with regulated training	0	0.0%	0	0.0%	0	0.0%
	Working Towards	0	0.0%	0	0.0%	0	0.0%
Participating Totals		245	99.6%	1	0.4%	0	0.0%
Not Participating	Taking a break from Learning	0	0.0%	0	0.0%	0	0.0%
	Employment without Training	1	100.0%	0	0.0%	0	0.0%
	Not Settled (Active)	2	100.0%	0	0.0%	0	0.0%
	Not Settled (Not Active)	0	0.0%	0	0.0%	0	0.0%
	Not Known	1	100.0%	0	0.0%	0	0.0%
Not Participating Totals		4	100.0%	0	0.0%	0	0.0%
Cohort changes (Duplicate merges, Excluded YP etc.)		0	0.0%	0	0.0%	0	0.0%
Year 11 Cohort (June 2022)		249	99.6%	1	0.4%	0	0.0%

3.1 Gender Participating Destination Analysis

Activity Type		Male		Female		Unknown	
		Totals	%	Totals	%	Totals	%
Meeting the duty to Participate	School Sixth Form	190	77.6%	1	100.0%	0	0.0%
	Further Education College	38	15.5%	0	0.0%	0	0.0%
	Sixth Form - College	13	5.3%	0	0.0%	0	0.0%
	Higher Education	0	0.0%	0	0.0%	0	0.0%
	Other Post-16 Education	0	0.0%	0	0.0%	0	0.0%
	Custodial Institution	0	0.0%	0	0.0%	0	0.0%
	Training	1	0.4%	0	0.0%	0	0.0%
	Apprenticeships	3	1.2%	0	0.0%	0	0.0%
	Employment with Training	0	0.0%	0	0.0%	0	0.0%
	Working Towards	0	0.0%	0	0.0%	0	0.0%
	Participating Total		245		1		0

3.1 Participating Activities Gender Analysis

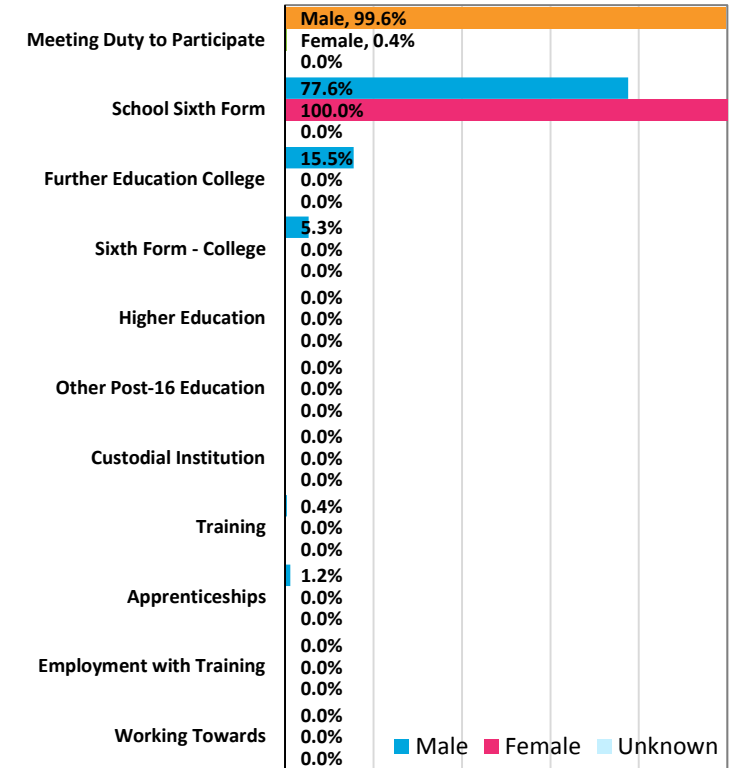


Table 3.0 shows an overall analysis of the survey cohort with activities grouped in terms of those which have been confirmed as meeting and not meeting the 'Duty to Participate' by young person gender. Percentages show the proportion of each gender total within each of the different activity groupings.

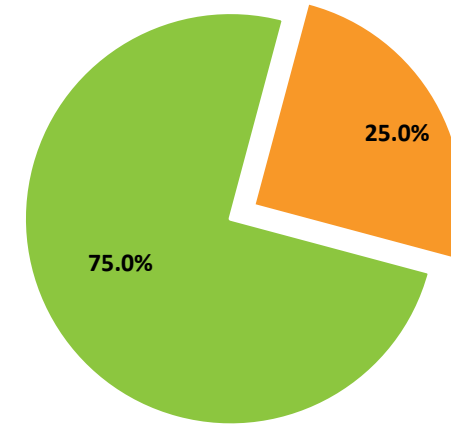
Table 3.1 and **Chart 3.1** shows a destination analysis for those activities defined as meeting the 'Duty to participate' by each gender. Percentages show the proportion of each destination group within the overall participating total for each gender.

Chart 3.1 also show an overall percentage split of the participation totals by gender (Green, orange and blue bars).

4.0 SEND Activities Analysis

Activity Type		SEND		Non SEND	
		Totals	%	Totals	%
Meeting the duty to Participate	Full Time Education	3	1.2%	239	98.8%
	Full Time Training	0	0.0%	1	100.0%
	Apprenticeships	0	0.0%	3	100.0%
	Employment with regulated training	0	0.0%	0	0.0%
	Working Towards	0	0.0%	0	0.0%
Participating Totals		3	1.2%	243	98.8%
Not Participating	Taking a break from Learning	0	0.0%	0	0.0%
	Employment without Training	1	100.0%	0	0.0%
	Not Settled (Active)	0	0.0%	2	100.0%
	Not Settled (Not Active)	0	0.0%	0	0.0%
	Not Known	0	0.0%	1	100.0%
Not Participating Totals		1	25.0%	3	75.0%
Cohort changes (Duplicate merges, Excluded YP etc.)		0	0.0%	0	0.0%
Year 11 Cohort (June 2022)		4	1.6%	246	98.4%

4.2 SEND Young People Overall Activities Analysis (4 Young People)



■ Full Time Education ■ Employment without Training

4.1 SEND Participating Destination Analysis

Activity Type		SEND		Non SEND	
		Totals	%	Totals	%
Meeting the duty to Participate	School Sixth Form	3	100.0%	188	77.4%
	Further Education College	0	0.0%	38	15.6%
	Sixth Form - College	0	0.0%	13	5.3%
	Higher Education	0	0.0%	0	0.0%
	Other Post-16 Education	0	0.0%	0	0.0%
	Custodial Institution	0	0.0%	0	0.0%
	Training	0	0.0%	1	0.4%
	Apprenticeships	0	0.0%	3	1.2%
	Employment with Training	0	0.0%	0	0.0%
	Working towards	0	0.0%	0	0.0%
	Participating Total		3		243

Table 4.0 shows an overall analysis of the survey cohort with activities grouped in terms of those which have been confirmed as meeting and not meeting the 'Duty to Participate' for young people with and without Special Educational Needs and Disabilities (SEND). Percentages show the proportion of SEND and Non SEND young people within each of the different activity groupings.

Table 4.1 shows a destination analysis for those activities defined as meeting the 'Duty to participate' for young people with and without Special Educational Needs and Disabilities (SEND). Percentages show the proportion of each destination group within the overall participating total for SEND and Non SEND young people.

Chart 4.2 shows an overall activities breakdown for the SEND group within this Year's Year 11 Activity survey cohort total.

Young people with Special Educational Needs and Disability (SEND) are defined on CCIS as those who have an active Education, Health and Care plan or have a Statement of SEN at the point of leaving compulsory education.

5.0 Ethnicity Group Activity Analysis

Activity Type		White		Black		Mixed		Asian		Chinese		Other		Unknown	
		Totals	%	Totals	%	Totals	%	Totals	%	Totals	%	Totals	%	Totals	%
Meeting the duty to Participate	Full Time Education	47	97.9%	110	96.5%	19	86.4%	48	100.0%	5	100.0%	5	100.0%	8	100.0%
	Full Time Training	0	0.0%	1	0.9%	0	0.0%	0	0.0%	0	0.0%	0	0.0%	0	0.0%
	Apprenticeships	0	0.0%	1	0.9%	2	9.1%	0	0.0%	0	0.0%	0	0.0%	0	0.0%
	Employment with regulated training	0	0.0%	0	0.0%	0	0.0%	0	0.0%	0	0.0%	0	0.0%	0	0.0%
	Working Towards	0	0.0%	0	0.0%	0	0.0%	0	0.0%	0	0.0%	0	0.0%	0	0.0%
Participating Totals		47	97.9%	112	98.2%	21	95.5%	48	100.0%	5	100.0%	5	100.0%	8	100.0%
Not Participating	Taking a break from Learning	0	0.0%	0	0.0%	0	0.0%	0	0.0%	0	0.0%	0	0.0%	0	0.0%
	Employment without Training	0	0.0%	1	0.9%	0	0.0%	0	0.0%	0	0.0%	0	0.0%	0	0.0%
	Not Settled (Active)	0	0.0%	1	0.9%	1	4.5%	0	0.0%	0	0.0%	0	0.0%	0	0.0%
	Not Settled (Not Active)	0	0.0%	0	0.0%	0	0.0%	0	0.0%	0	0.0%	0	0.0%	0	0.0%
	Not Known	1	2.1%	0	0.0%	0	0.0%	0	0.0%	0	0.0%	0	0.0%	0	0.0%
Not Participating Totals		1	2.1%	2	1.8%	1	4.5%	0	0.0%	0	0.0%	0	0.0%	0	0.0%
Cohort changes (Duplicate merges, Excluded YP etc.)		0	0.0%	0	0.0%	0	0.0%	0	0.0%	0	0.0%	0	0.0%	0	0.0%
Year 11 Cohort (June 2022)		48	100.0%	114	100.0%	22	100.0%	48	100.0%	5	100.0%	5	100.0%	8	100.0%

5.0 Ethnicity Participation Progression Analysis

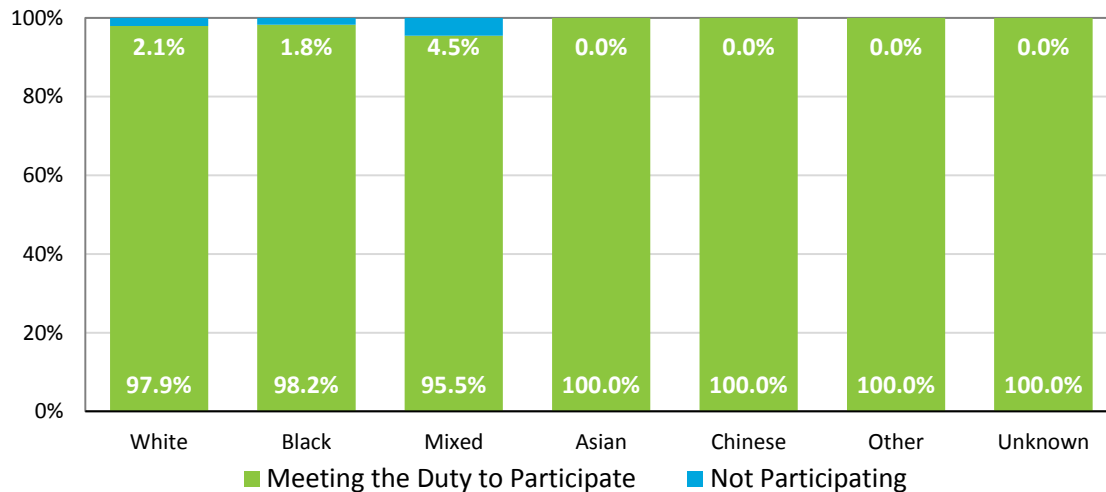


Table 5.0 shows an overall analysis of the survey cohort with activities grouped in terms of those which have been confirmed as meeting and not meeting the 'Duty to Participate' for each Ethnic group within this years Activity Survey cohort. Percentages show the proportion of each activity type within the individual Ethnic group cohort.

Chart 5.0 shows an analysis of the totals of young people whose activities are meeting and not meeting the 'Duty to Participate' by each Ethnic group. The percentages show the proportion of young people within each Ethnic group confirmed to be Participating and Not Participating at the time of survey.

In this table, those destinations who had not yet been ascertained (Not Known) are included in the overall total of activities not meeting the 'Duty to Participate'.

1.0 The Year 11 Activity Survey 2022

The purpose of the Activity Survey is to measure young people's destinations on **1st November** in the year they complete compulsory education.

The survey will include all young people who were educated in schools and other institutions within the local area in Year 11 at the end of June 2022, as well as young people who were resident in the LA area but were not enrolled in a school or are receiving home tuition.

The activity on **1st November** should reflect settled activity, where sustainable decisions have been made by the young person about their pathway into further education.

The final data for the 2022 Activity Survey was submitted to DfE on 31st January 2023.

2.0 Year 11 Local Authority Cohorts

The year 11 cohort used in this report will be the June 2022 baseline for year 11 as set in July as part of the LA June 2022 MI return to DfE. This is also the local authority Year 11 cohort used for the September Guarantee Offer performance reporting for 2022. There may be some changes in this baseline cohort as a consequence of duplicate records being merged and some records being subsequently excluded from the dataset. These amendments are indicated in the report tables under 'cohort changes'.

The June 2022 Year 11 cohort will be the overall survey total used for calculations of percentages in this report.

3.0 Year 11 Activity Survey Performance

The overall performance of the local authority is determined by the percentage of young people in activities that meet the 'Duty to Participate'. This is calculated by the total of young people in participating activities combined with the total of young people in those activities defined as 'Working towards Participation' divided by the overall Year 11 cohort set in June 2022.

$$\text{Duty to Participate \%} = \frac{\text{'Participating' activities Totals} + \text{'Working Towards Participation' activities Totals}}{\text{Year 11 Cohort (June 2022)}}$$

Activities that are described as 'Not Participating' are those activities that do not meet the 'Duty to participate', those categorised as 'Taking a break from learning' as well as destinations which had not yet been ascertained at the time of the survey (Not Known).

4.0 Activity Survey 2022 destination aggregation

The 2022 Year 11 Activity Survey is aggregated according to the DfE guidelines set out in the 2022-2023 NCCIS specification. This sets out how activities confirmed as part of the survey are grouped in terms of those who meet and do not meet the 'Duty to Participate'. The destinations which make up these activity groups are described below:

Meeting the Duty to Participate	
Full Time Education	<i>Full time education at School sixth forms, Further Education establishments, Sixth form colleges, Independent specialist providers, Other post 16 education and Juvenile offender institutions</i>
Full Time Training	<i>Full time training at EFA delivered work based learning, Traineeships, Supported Internships and other sorts of regulated training.</i>
Apprenticeships	<i>Apprenticeships</i>
Employments with training that leads to a regulated qualification	<i>Employment with regulated training, self employment with part time study and voluntary work with part time study (Regulated qualifications).</i>
Working Towards Participation	<i>This will include those young people in Re-engagement activities and those who have a start date agreed for education or training.</i>

Not Participating	
Employment without regulated training	<i>Employment activities without regulated training or with just local training as well as temporary employment.</i>
Not Settled Activities (Active in the Labour Market)	<i>Part Time Education and Training activities, Voluntary work without study and NEET young people who are seeking Education, Employment or Training.</i>
Not Settled Activities (Not active in the Labour Market)	<i>Other NEET activities where young person is not currently available to the labour market.</i>
Not Known	<i>Activities that had could not be ascertained including when a young person had moved away or when this information was refused to be disclosed.</i>
Temporary break from Learning	<i>This will include young people who are currently not participating as they are Supporting their Family as Teenage Parents (NEET), having an illness (NEET) or are pregnant (NEET)</i>

Those young people in Adult Custody activities are counted separately and are not included in the above participating/not participating categories.