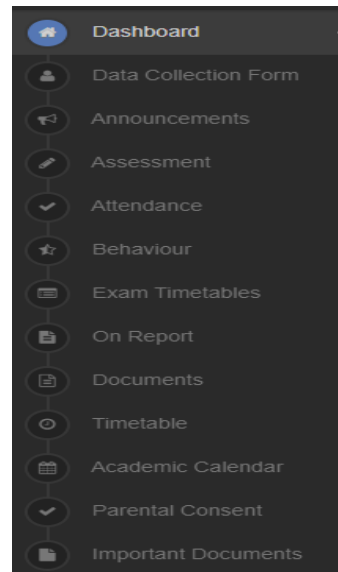


MCAS guide to parents

What you can see on the Dashboard?


You will be able to see your child's:

- Attendance to school and lessons
 - Classes- with your son's percentage of attendance to lessons as well as his teachers' email addresses.
 - Important documents
 - Assessment
 - On report
 - Behaviour
 - Timetable
 - Announcements
- On the left handside, you will be able to click on those categories to get more details.



Attendance to school and lessons

- On the main dashboard page, parents will be able to see the attendance for that day. A green tick is that your child attended the lesson, a red cross is that he was absent.
- If you click “attendance” on the left, you will be able to check your son’s attendance to school in more details.








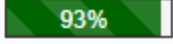

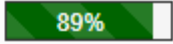
- You will also be able to select the attendance by subject

Select Subject

All Subjects 

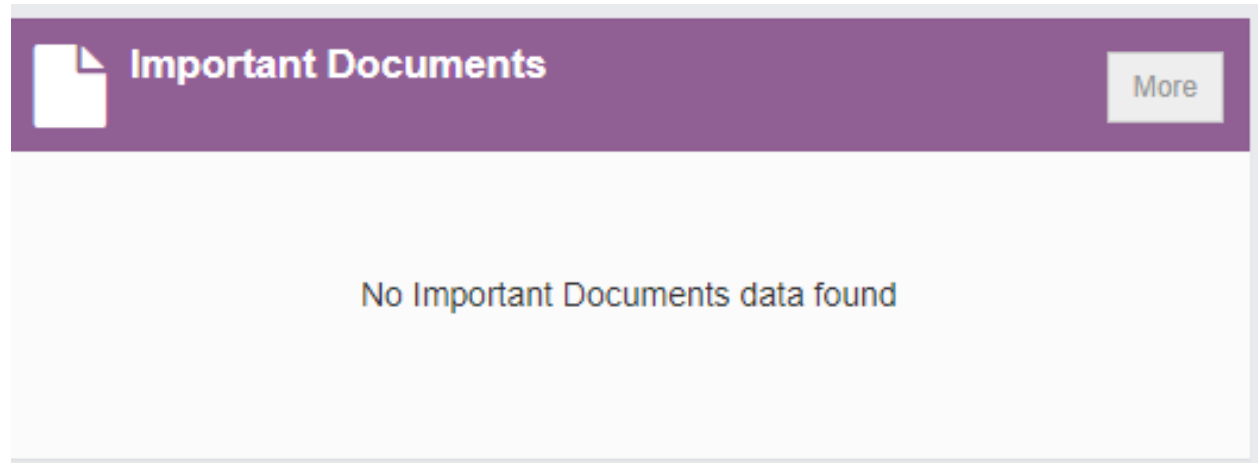
Classes

- On the main dashboard, you will be able to see your son's attendance to his different lessons with his teachers' names and email address.
- If you want to contact them directly, you will be able to do so by clicking on the little envelope sign. An email will be sent directly to the teacher.

9A1	Tutor Group Ms C Brooks CBrooks@woolwichpolyboys.co.uk		
9A1-CB	Registration Ms C Brooks CBrooks@woolwichpolyboys.co.uk		
9x/Ar3	Art Miss C Adebolu CAdebolu@woolwichpolyboys.co.uk		
9x/Dr2	Drama Miss S Waine SWaine@woolwichpolyboys.co.uk		

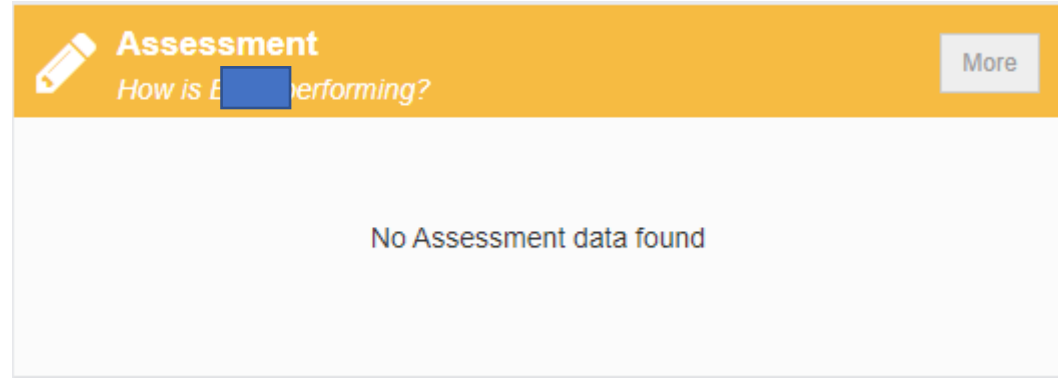
Important documents

- You will be able to access any important documents related to your son.
- You will also have access to the school policies.



Assessment

- For each of your son's subjects you will be able to see his grades for that term on the main dashboard.




- On the dashboard you will be able to access your son's current report
- If you click on assessment on the left, you will have more details, as you will be able to see your son's grades across the different terms. As well as other details for each subject from Term 1 until Term 6.

Subject ▾	Subject Teacher ⇅	Attendance (%) ⇅	Positive Behaviour ⇅	Negative Behaviour ⇅	T1 CATS: Average ⇅	T1 CATS: Non-Verbal ⇅	T1 CATS: Quantitative ⇅	T1 CATS: Spatial ⇅	T1 CATS: Verbal ⇅	T1 Current ⇅	T1 Exam Results ⇅	T1 Formative ⇅	T1 KS2: Average ⇅	T1 KS2: GPS ⇅	T1 KS2: Maths ⇅	T1 KS2: Reading ⇅	T2 CATS: Average ⇅	T2 CATS: Non-Verbal ⇅
-----------	-------------------	------------------	----------------------	----------------------	--------------------	-----------------------	-------------------------	--------------------	-------------------	--------------	-------------------	----------------	-------------------	---------------	-----------------	-------------------	--------------------	-----------------------

On report

- On the dashboard, if your son has been put on a behaviour report, you will be able to see how is day has been on report.



- If you click on “more”, you will be able to have more details with teachers’ comments.

Additional Comment

Conclusive Comment

Date	Period	Class	Subject	Teacher	Teacher Comment
------	--------	-------	---------	---------	-----------------

Timetable

- On the dashboard, you will be able to see your son's timetable for the day .
- If you go on the left, you will be able to see your son's timetable for the week.

Announcements

- All the information we need to share with parents and carers will be on this part.

