

Y7-10 Academic Review Day: Thursday 17th December 2020

Video Appointments using
parentseveningsystem



Appointments List

Parents' Afternoon

On 23rd October, parents of Year 11 and Year 13 will be provided with appointments to meet with Registration Tutors to discuss their child's progress.

Your appointments are as follows:

You will receive an email like this when the tutor has arranged your appointment

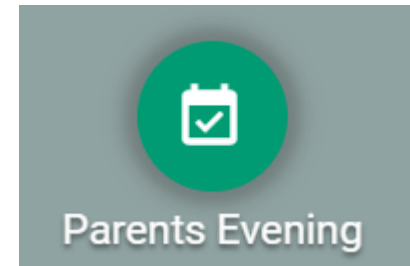
Date	Time	Teacher	Department
Monday, 12th October	15:36 - 15:44	Mr M Guest	Y11/13 SLTs

[Click here to make changes to your appointment schedule.](#)

To join the video call, [click here](#) to login to the system. When your call is due to start, click the green 'Join Video Appointments' button.

How do parents login?

Simply login to Weduc as usual, then click this button:



You will be automatically logged in to the Parents Evening system!

Don't have Weduc? Please contact the school office by email at enquiries@woolwichpoly.co.uk to get your enrolment code sent to you.

How do Parents logon if they don't have Weduc

- Go to <https://woolwichpoly.parents-eveningsystem.co.uk>
- There is no username/password for parents
- You simply enter your own and your child's details correctly
- You must match the details we have in Sims

The screenshot shows the login interface for the Woolwich Polytechnic School for Boys Parents Evening System. The page has a red header with the school's name. Below the header, the title 'Parents Evening System' is displayed in red, followed by a welcome message. The form is divided into two sections: 'Your Details' and 'Student's Details'. The 'Your Details' section includes fields for Title (a dropdown menu), First Name, Surname, Email, and Confirm Email. The 'Student's Details' section includes fields for First Name, Surname, and Date of Birth (with separate dropdowns for day, month, and year). A green 'Log In' button is located at the bottom of the form.

Woolwich Polytechnic School for Boys

Parents Evening System

Welcome to the Woolwich Polytechnic School for Boys parents' evening booking system.

Your Details

Title First Name Surname

Email Confirm Email

Student's Details

First Name Surname Date of Birth

1 January 2010

Log In

NOTE: Please do not use Internet Explorer – this is not a supported browser and will not work.

On the evening...



A new button will appear:

Make sure you are using a device that has a camera and microphone before you join.

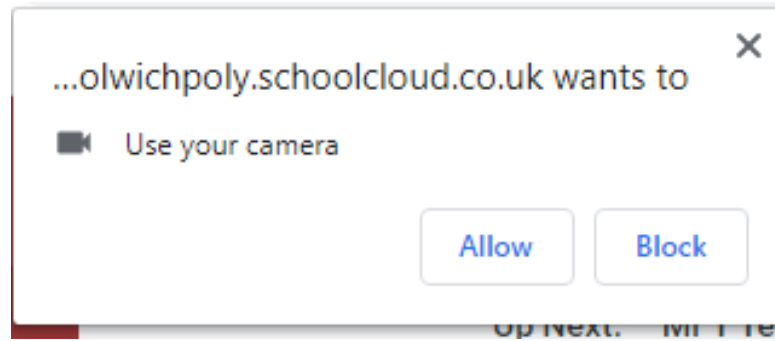
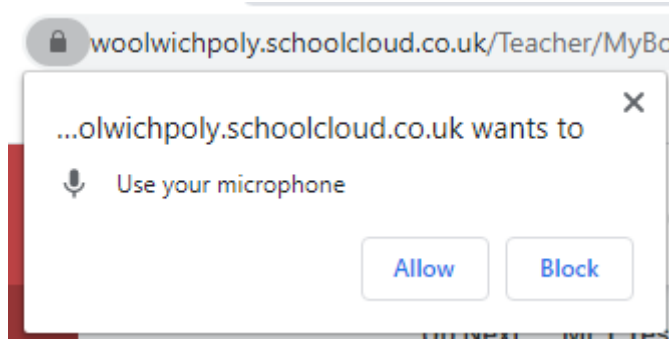
Important: This will not work in Internet Explorer. We recommend you use Google Chrome

These appointments take place by video instead of in-person.

Press the button below to access the video call prior to when your first appointment starts at: 12/10/2020 15:36

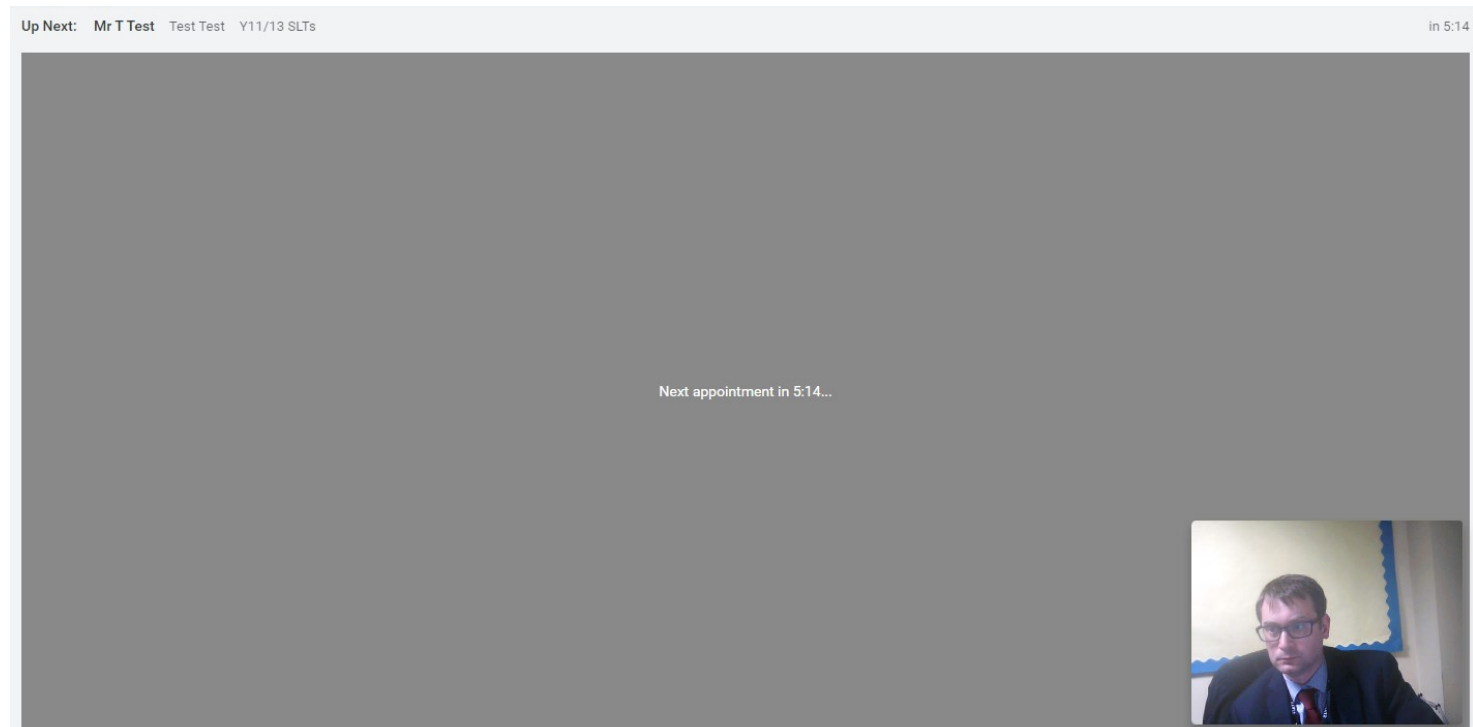
Join Video Appointments

Allow your microphone and camera



You will see a countdown till your appointment

Note teachers will do the same thing and will also see a countdown whilst they wait for their appointment time.

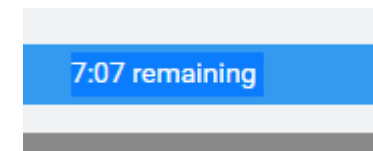
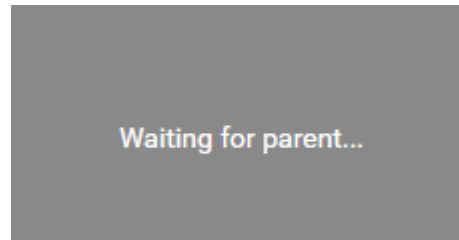


At the Appointment Time...



- Click Start Appointment
- If the teacher is already logged in, you will immediately be able to see/ hear one another

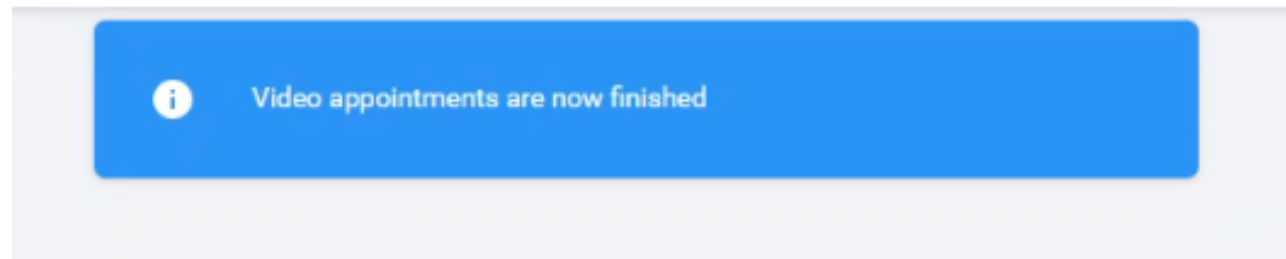
- If they are not, you will have this message:



Note the timer will countdown until the appointment ends regardless of whether you are on time.

Ending the meeting

- When the timer expires, the meeting will end abruptly, so make sure you say your goodbyes in good time
- If you have another appointment immediately afterwards, you will again see the Start Appointment button
- Once all appointments have finished you will see this:



- Likewise teachers will see the same message when all their appointments have finished